


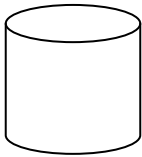
Which of these is a shape or figure?



Shape

Figure

What figure is this?

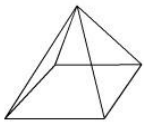


Rectangular Prism

Cylinder

Cube

What figure is this?



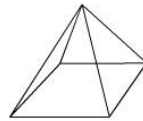
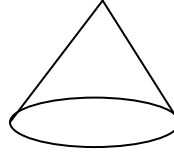

Cube

Sphere

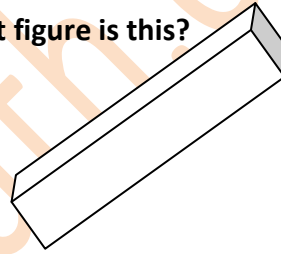
Pyramid

Cylinder

Which of these is a cone?



What figure is this?



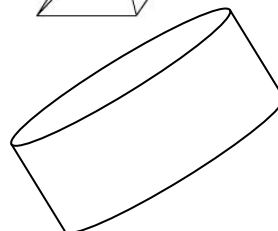
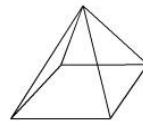
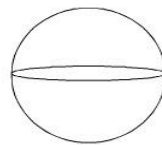
Cube

Pyramid

Sphere

Rectangular Prism

Which of these is a cylinder?



WWW.K6MATH.COM