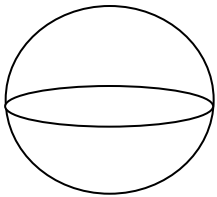
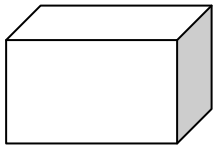
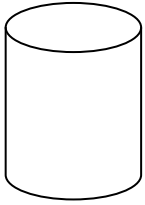
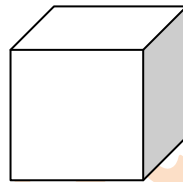

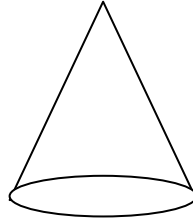


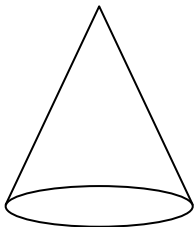
Which figure is a sphere?



Which of these is a Cube?



What Figure is this?



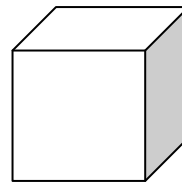
Sphere

Cylinder

Cone

Cube

What Figure is this?

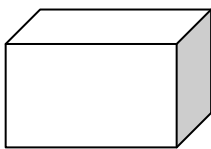


Sphere

Cube

Rectangular Prism

What Figure is this?

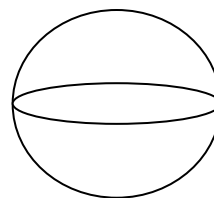


Cone

Cylinder

Rectangular Prism

What Figure is this?



Sphere

Cylinder

Cone

Cube