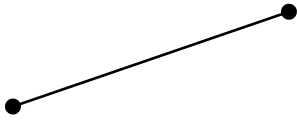


Identify each of the following as a Line, Line Segment, Ray or point. Complete the definitions for each. Connect each diagram to the correct definition.



- Line
- Line Segment
- Ray

A **Line** is a set of points that ....

---

---

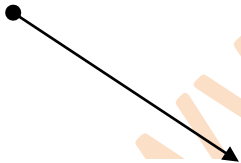


- Line
- Line Segment
- Ray

A **Point** is a ....

---

---




- Line
- Line Segment
- Ray

A **Ray** is a set of points that ....

---

---



- Line
- Line Segment
- Ray

A **Line Segment** is a set of points that ....

---

---