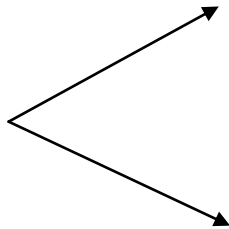
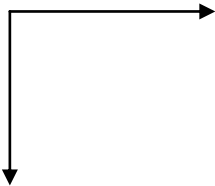


Protractor

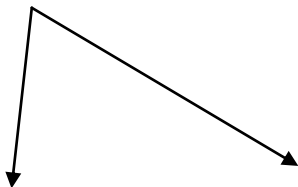
Using a protractor, measure the angles below.
 Clearly fill the measurement details in the diagram.
 Check all statements that apply to this angle.



- | | | | | | |
|----------|--------------------------|------|--------------------------|-------|--------------------------|
| Acute | <input type="checkbox"/> | 90' | <input type="checkbox"/> | > 90' | <input type="checkbox"/> |
| Right | <input type="checkbox"/> | 180' | <input type="checkbox"/> | < 90' | <input type="checkbox"/> |
| Obtuse | <input type="checkbox"/> | 270' | <input type="checkbox"/> | = 90' | <input type="checkbox"/> |
| Straight | <input type="checkbox"/> | 360' | <input type="checkbox"/> | | |



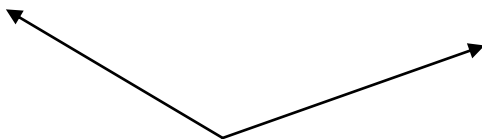
- | | | | | | |
|----------|--------------------------|------|--------------------------|-------|--------------------------|
| Acute | <input type="checkbox"/> | 90' | <input type="checkbox"/> | > 90' | <input type="checkbox"/> |
| Right | <input type="checkbox"/> | 180' | <input type="checkbox"/> | < 90' | <input type="checkbox"/> |
| Obtuse | <input type="checkbox"/> | 270' | <input type="checkbox"/> | = 90' | <input type="checkbox"/> |
| Straight | <input type="checkbox"/> | 360' | <input type="checkbox"/> | | |



- | | | | | | |
|----------|--------------------------|------|--------------------------|-------|--------------------------|
| Acute | <input type="checkbox"/> | 90' | <input type="checkbox"/> | > 90' | <input type="checkbox"/> |
| Right | <input type="checkbox"/> | 180' | <input type="checkbox"/> | < 90' | <input type="checkbox"/> |
| Obtuse | <input type="checkbox"/> | 270' | <input type="checkbox"/> | = 90' | <input type="checkbox"/> |
| Straight | <input type="checkbox"/> | 360' | <input type="checkbox"/> | | |



- | | | | | | |
|----------|--------------------------|------|--------------------------|-------|--------------------------|
| Acute | <input type="checkbox"/> | 90' | <input type="checkbox"/> | > 90' | <input type="checkbox"/> |
| Right | <input type="checkbox"/> | 180' | <input type="checkbox"/> | < 90' | <input type="checkbox"/> |
| Obtuse | <input type="checkbox"/> | 270' | <input type="checkbox"/> | = 90' | <input type="checkbox"/> |
| Straight | <input type="checkbox"/> | 360' | <input type="checkbox"/> | | |



- | | | | | | |
|----------|--------------------------|------|--------------------------|-------|--------------------------|
| Acute | <input type="checkbox"/> | 90' | <input type="checkbox"/> | > 90' | <input type="checkbox"/> |
| Right | <input type="checkbox"/> | 180' | <input type="checkbox"/> | < 90' | <input type="checkbox"/> |
| Obtuse | <input type="checkbox"/> | 270' | <input type="checkbox"/> | = 90' | <input type="checkbox"/> |
| Straight | <input type="checkbox"/> | 360' | <input type="checkbox"/> | | |